



GERMANY PHILATELIC SOCIETY post world war II STUDY AND RESEARCH GROUP

Vol 10 Nr. 2

March/April 1977

Director: Alfred Heinz, 1 Circle Drive, Sunset Village, Flemington, N.J. 08822

Secretary/Treasurer: Chuck Blunck, 4535 Cherry Lane, Indianapolis, Ind. 46208

Librarian/Translation: Sterling Jensen, 16300 Shamhart Dr., Granada Hills, Cf. 91344

Editor: Donald Slawson, 463 Ridge Road, Winchester, Va. 22601

ANNOUNCEMENTS

Al Heinz is running for board of directors in the upcoming GPS elections. I'd like to urge any of you who do not have any other "favorite sons" running to vote for Al-he can use all our support. So vote! and make one of the directors Al!

This is kind of a short bulletin, but I have had many of you say that you'd rather have something regular than a few big issues. So this year I'll strive for regularity (I'll drink lots of prune juice). I'd again like to urge any members with anything of interest to write it up and send in a little blurb, no matter how seemingly insignificant. My last appeal may have done a bit of good, for I've gotten a couple little items for the "Obliterated Nazi Issues" column from Dr. Bohne, and a little item from Inge Fisher. These will be in next issue-plus whatever else you all come up with.

DES

CONTENTS

Page	
12	Obliterated Nazi Issue Notes compiled by Don Slawson Prices realized The Mühlberg Overprints Remarks
15	STRAUSBERG and BRACKWEDE Items compiled by editor from information furnished by Dr. Werner Bohne
16	Membership Report
16	Member's Mart



OBLITERATED NAZI ISSUE NOTES
from Donald Slawson

I'll try to keep you informed, as best I can, of prices of material although these are hard to come by, since most auctions don't supply lists of prices realized.

I never did report on Wittmann's May, 1976 auction, so here are a few from it. Most of these are from Wittmann's 4 Auction (2-4 November, 1976).

<u>Lot</u>		<u>Cat(DM)</u>	<u>Price(DM)</u>
Döbeln	12pfg Behördendienst cork on Bedarfsbrief	100.-	210.-
Finsterwalde	I (6 on 1Pfg.) * gepruft Sturm	900.-	540.-
Fredersdorf	24-25 (on engraved) ** gepruft Sturm	280.-	200.-
	27-38 Behördendienst ** gepr Sturm	170.-	135.-
	39-49 Parteidiensnt ** gepr Sturm	100.-	85.-
	F850-853 ** gepr Sturm Arbeiterdienst	480.-	320.-
	F857-58 Wien ** gepr Sturm	260.-	210.-
	F862/896/906 + 340 and 26 gepr Sturm, used	320.-	180.-
Glauchau	30-42 ** gepr Sturm #31,34,37,38 Abart	4350.-	3200.-
Gottleuba	1-21 extra 20 * gepr Sturm	680.-	380.-
Meissen	2-24 used Gepr Sturm	650.-	390.-
	25-26 Engraved 10, 12 ** gepr Sturm	370.-	380.-
Löbau	3-25 used, some on piece, gepr Sturm	250.-	not sold @ 160.-
Namburg	I/II * gepr Sturm	2000.-	1150.-
	II/III on cover gepr Sturm (III=35 copies)	3000.-	2550.-
Netzsckau	I-II/I gepr Sturm **	1000.-	600.-
Schwarzenberg	1-23/I ** gepr Sturm	400.-	380.-
	type II on 4Pfg Hindenburg, used, gep Sturm		220.-
	type I on S292 (6+4), used Gepr Sturm	250.-	200.-
	same with type II overprint		not sold @ 150.-

Not everything was in demand, as evidenced by the lots that did not bring a bid of Ausruf. However, in general, most stuff was sold, and quite a bit brought a good price (remember to add 13% to the reported price).


Seems to be quite a bit of material available if you dig, but many prices are high. It pays to keep an eye in more than one place if you're really interested in acquiring material. Sometimes bargains can be found in the auctions which seldom offer Locals (for instance, a cover auction usually isn't watched by people looking for mint Locals).

A few good items going recently: Hagedorn 48 Auction (29/30 April) has a used Döbeln PII. Wittmann 5 Auction (3-5 May has a Döbeln PII on cover with 5x1a mailed to Meissen (but it's missing the receiving cancel), as well as many of the mint sets (Fredersdorf, Glauchau 20/29, Gottleuba, Holzhausen III, Löbau, Meissen, Mühlberg, Perleberg, Salgau and Schwarzenberg II).

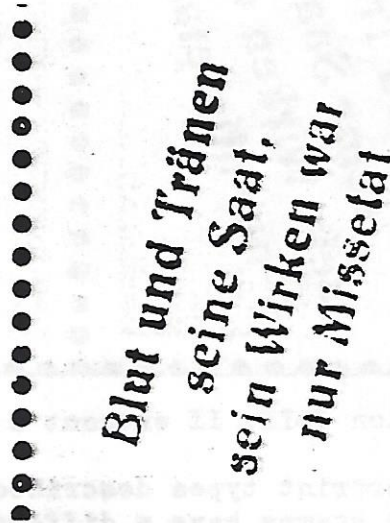
All auctions seem to have quite a few Löbau overprints on various issues. Wonder where all this stuff is coming from? It's worthwhile to watch prices on this kind of stuff. Hagedorn has a strip 6+4+6+4+6 (S290+293) with Löbau overprint at Ausruf of DM 400.-, while Horst Domke has S290 and S293 with Löbau overprint priced at DM 355.- net. So watching prices could save you a bit.

The Mühlberg Overprints

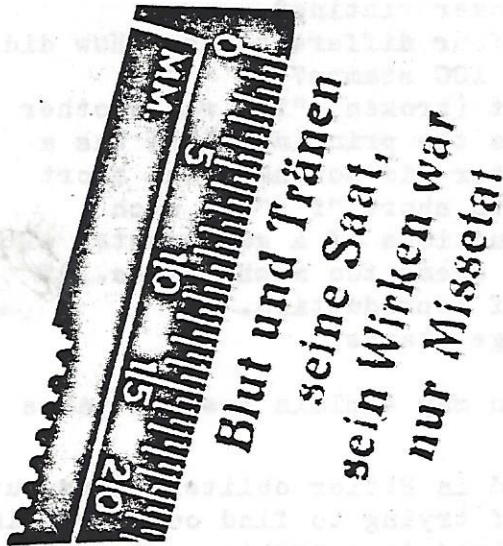
I bought a small lot of Mühlberg stamps which contained all four overprint types. Dr. Bohne was kind enough to make photographs of these for me, and after examining them a number of questions came to mind. First, the four types which Michel describes:




Position I



Position II



Position III



Position IV

Michel uses the position of the last "t" in "Missetat" in determining position. If any of you can note a significant variance in this, you're doing better than I can. Also in position IV he uses the "a" in "Missetat" and first "e" in "seine". If any of you can see the characteristics Michel is describing, please point them out to me.

The next interesting thing I found is illustrated at the top of the next page. This is a pair, and since neither is a type III, it has to be types I and II. The left one seems to be the type I, but the right one does not have the "broken 'r' in 'war'" which is used to determine position II. How does this come to be?



Position I-II, II without a short "r" in "war"

The four overprint types described evidently apply only to the small stamps. The large stamps have a different die, and so far I've only seen one die (although I've only seen about 7-8 big stamps).

All this brings up several interesting questions:

- (1) What was the format of the plate used for overprinting?
- (2) How is this plate related to the block of four different dies? How did some multiple of four overprint a sheet of 100 stamps?
- (3) Why does sometimes position II have a short (broken) "r", while other times not? The only thing I can think of is the printing plate was a reproduction of a master plate and the master did not have the short "r". However, there are large multiples with short "r's" in each position II, and to assume numerous reproductions of a good master with the "r" constantly breaking in position II seems too much chance. Of course, I guess it depends on the method of reproduction.
- (4) What die was used for overprinting the large stamps?

The answer to the printing format question may explain how the pairs with and without overprint occur.

I know there are a bunch of you interested in Hitler obliterations out there. Any of you willing to take on the job of trying to find out how this was prepared? I'd like to get more of you involved in searching out information (even though it can be pretty frustrating at times). I'd suggest we try the printing firm that prepared these issues, and see if we can find a person employed there at the time these stamps were prepared as a starting point.

Well, any volunteers? Being able to write German would help, but I've never let my inability in this area stop me (of course I haven't learned much either).

Have one final appeal that the above brought out. Do we have any printers in the group? I find that on several of the Hitler overprints (Glauchau, Netzschkau, and now Mühlberg) that we are either multiple

strikes of the same plate, or the plate is made from copies of a single master die (somewhat analogous to the 1948 buildings issue). I would very much like to know how a master is reproduced to build a plate, and in the case where multiple strikes of a plate are required, how the stamps are shifted to receive the overprint. Anyway, if we have any printing experts, please contact me.

STRAUSBERG and BRACKWEDE Items
submitted by Dr. Werner Bohne

Dr. Bohne has sent me (Slawson) photographs of a couple of items he thought may be of interest to our membership.




Illustration 1 STRAUSBERG proofs?




Illustration 2 BRACKWEDE Bedarfsbrief

Illustration 1 shows four Strausberg items, similar to Michel numbers 34-37. It is the set of four different values. However, each

of the 4 values contains a different ornamentation design around the border. This is quite unusual in that normally proofs are made of a single value. It is very unusual to see a "mixed" set such as this. Have any of you seen similar material or have any idea of the background of this "issue"?

Illustration 2 shows a Brackwede Gebührenzettel properly used on a Bedarfs R-Brief. This is indeed a very nice item (check the Michel price for the Brackwede label if you're interested).

Membership Report

I've (Slawson) been rather naggardly in this area, and fortunately Chuck Blunck has been giving me the dickens for it. I just checked, and the last time I put out any membership information was April, 1976. Chuck sent me a membership list in September, 1976, and I did not check to see how it had changed since April. However, since September we have had 5 new members, so I'll welcome these, and hope I haven't missed too many people.

David Maye, P.O. Box 671, Ashland, Ohio 44805

David is a dealer (hope we may get some material)

Joerg Gutzeit, Rt. 1 Box 300, Elburn, Ill. 60119

Joerg is interested in all aspects of Postwar Philately

Norm Gruenzner, 12603 Whistling Wind, Cypress, Texas 77429

Norm lists POW and Censorship markings as his special interests

Tom Richards, P.O. Box 23317 L'Enfant Plaza Sta, Washington D.C. 20024

Tom is interested in the AMG stamps

Herb Hartfield, 197 N. Delaware Ave., N. Massapequa, N.Y. 11758

interested in Locals and U.V.

Thomas Clarke, 424 Houston Road, Ambler, Pa. 19002

Tom is interested in about everything, a postal historian

That's it. As I said, hope I haven't missed too many. Am enclosing a current (1976) membership list with this issue.

DES

Member's Mart

O.K. fellows, let's use this area. Good for establishing contact for joint projects, buy/sell/trade ads, etc.

Have an item from John Wilson, c/o ARAMCO, Box 1687, Dhahran, Saudi Arabia, which is not strictly in our line, but maybe somebody can help him. He sent a Hindenburg head stamp with "...the paper is whiter and softer than the regular paper; the colors show up more brightly, more lively. If you hold it to the light you see a pattern of small translucent dots covering the whole stamp. I have the values (michel numbers) 1pfg (512), 5pfg (515), 6pfg(516), 8pfg(517), 10pfg(518) and 12pfg(519). If anyone has additional values on this paper, I'd be interested in obtaining them. Please write airmail (editors note-please do write Airmail, as I received this request in April, 1976: Sorry John, I promise no more delays like this).